



Release Note

Discovery Network Assistant (DNA) V2.2.0.35

Ver. 1

September 2, 2018



© 2018 FLIR Systems, Inc. All rights reserved worldwide. No parts of this manual, in whole or in part, may be copied, photocopied, translated, or transmitted to any electronic medium or machine readable form without the prior written permission of FLIR Systems, Inc.

Names and marks appearing on the products herein are either registered trademarks or trademarks of FLIR Systems, Inc. and/or its subsidiaries. All other trademarks, trade names, or company names referenced herein are used for identification only and are the property of their respective owners. This product is protected by patents, design patents, patents pending, or design patents pending. The contents of this document are subject to change.

FLIR Systems, Inc.

70 Castilian Drive

Goleta, CA 93117

Phone: 888.747.FLIR (888.747.3547)

International: +1.805.964.9797

<http://www.flir.com>

Document History

Version	Date	Comment
1	September 2, 2018	Release V 2.2.0.35

Table of Contents

1. Introduction	4
2. Product Features.....	5
2.1 User Interface changes	5
2.1.1 Navigation Bar changes.....	5
2.1.2 Context menu changes.....	6
2.2 New Export function.....	7
2.3 Camera Support.....	7
2.3.1 New cameras added.....	7
2.3.2 End support for old cameras.....	7
2.4 New Development Environment.....	8
3. Supported cameras	9
3.1 Supported Devices.....	9
3.1.1 Thermal cameras.....	9
3.1.2 Enterprise cameras	9
4. Supported Operating Systems	12
5. Fixed Issues	13
6. Known Issues and Limitations	14
7. Disclaimer.....	15

1. Introduction

FLIR's **DISCOVERY NETWORK ASSISTANT (DNA)** provides initial setup and parameter maintenance for the FLIR SECURITY range of cameras.

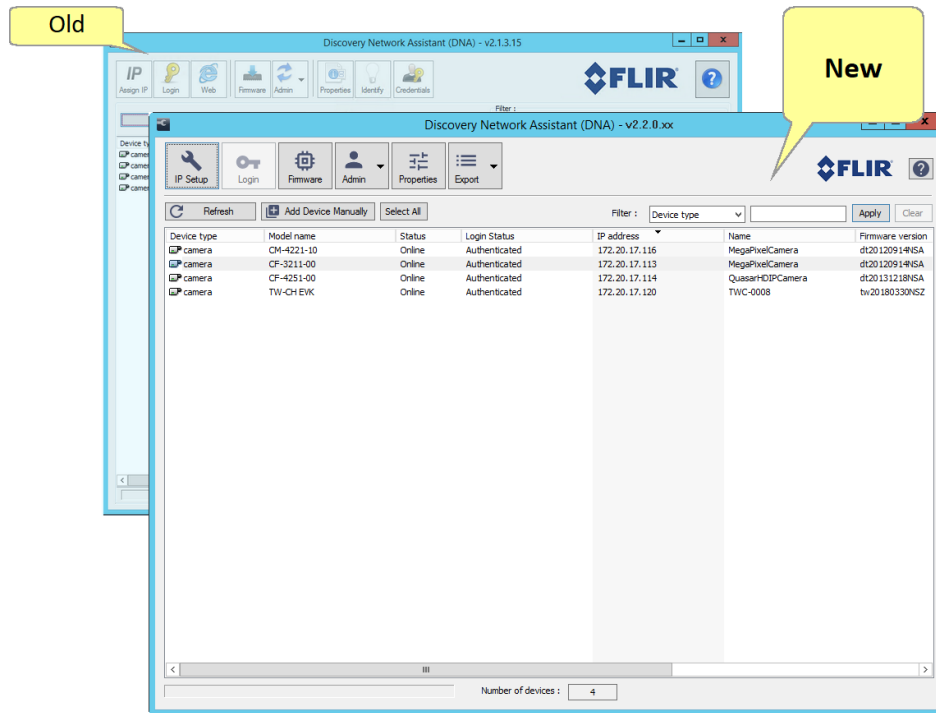
This release of FLIR DNA V2.2.0 introduces some major changes to look and feel and functionality of DNA.

- **Update and reorganization of the user interface**
 - Updated Look-and-Feel
 - Export function added to Navigation Bar
 - Telnet and Identify functions removed from Context Menu
- **Export feature**
 - Added capability to export list of cameras
- **General**
 - New Development Environment
 - Support for new Thermal Cameras
 - Support for TruWITNESS Hub
 - End Support for old cameras

2. Product Features

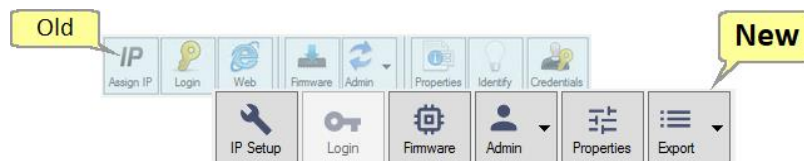
2.1 User Interface changes

The look and feel of DNA has been refreshed and simplified in this version.



2.1.1 Navigation Bar changes

The Navigation bar has been simplified and its appearance updated.



Functions have been renamed/removed/added to the Navigation Bar, and the icons have been updated.

Previous Navigation Bar	DNA 2.2 Navigation Bar	Change
Assign IP	IP Setup	Renamed
Login	Login	
Web	-	Removed
Firmware	Firmware	
Admin	Admin	

Previous Navigation Bar	DNA 2.2 Navigation Bar	Change
Properties	Properties	
Identify	-	Removed
Credentials	-	Removed
-	Export	Added

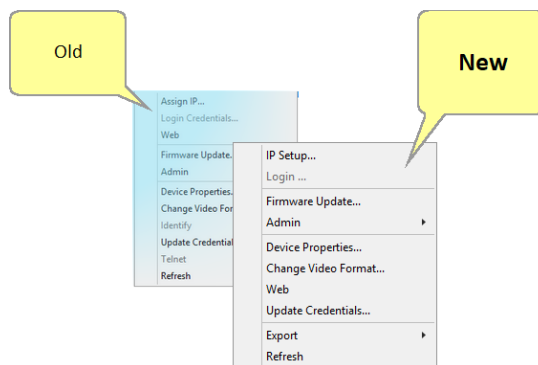
The Navigation Bar functions are items which are effective globally, rather than to selected devices. It is more convenient to access functions for selected device/s from the Context Menu.

The **Identify** function has been removed completely.

The Properties button opens the same **Properties** as before, but most of the functions are now read-only and are updated via the dedicated commands. Only **Host Name** and **Device Name** can still be edited from the Properties screen.

Note that **updating detailed credentials** and **changing video format** are now only available from the **Context Menu**.

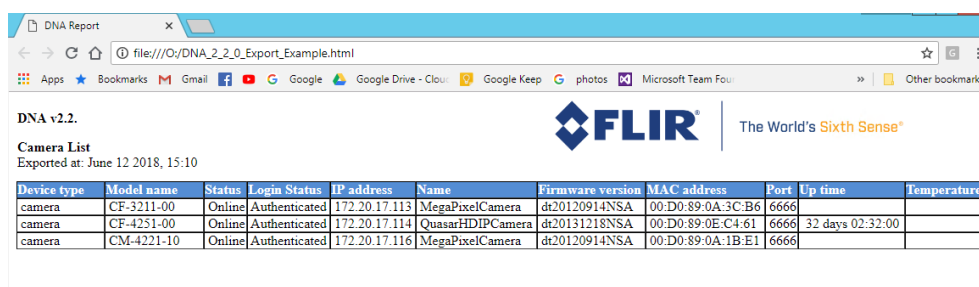
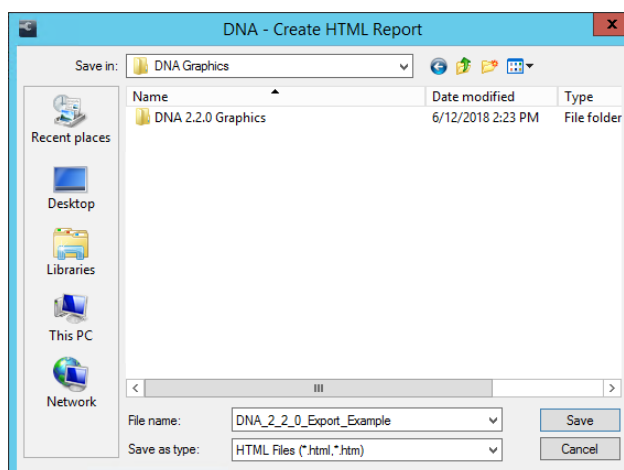
2.1.2 Context menu changes



In the Context menu most functionality was kept as it was. The **Telnet** and **Identify** functions are no longer supported.

2.2 New Export function

An **Export** function has been added, allowing the user to export the list of cameras discovered by DNA, with all the camera details, in HTML or CSV format.



2.3 Camera Support

2.3.1 New cameras added

- Saros - DH-390 2MP
- F Series ID
- FB Series O new models: FB-312-O, FB-309-O
- FB Series ID new models: FB-312-ID, FB-309-ID, FB-324-ID, FB-349-ID, FB-393-ID
- FB Series O VGA models: FB-618-O, FB-632-O, FB-650-O, FB-695-O
- FB Series ID VGA models: FB-618-ID, FB-632-ID, FB-650-ID, FB-695-ID
- IR PTZ for thermal – CP-5302-11-I
- TruWITNESS Hub

2.3.2 End support for old cameras

Midas, Verint, ioi-Thermal and PRO Visible cameras are no longer supported in this DNA. FW upgrade to Quasar gen i-1 with FW older than 20140914 cannot be done with this DNA.

These cameras can still be supported by the previous DNA version 2.1.3.15 which can be found [here](#).

Ariel gen i camera support require WinPcap to be installed; in this version we have removed the WinPcap from the DNA package. Users who wish to use this DNA with Ariel gen I cameras should download WinPcap from <https://www.winpcap.org/> or use the previous DNA version (2.1.3.15).

2.4 New Development Environment

The DNA source code and build mechanism has been moved to a new platform, giving better maintainability and backup.

3. Supported cameras

This version sees no change in the plugins supporting the various cameras. There has been no new plugin added.

Support to old EOL (End of Life) cameras was removed in this version for details see section 2.3.2 above.

Important notice: cameras which are no longer supported in this DNA version can still be supported by the previous DNA version 2.1.3.15 which can be found [here](#).

3.1 Supported Devices

This section contains the comprehensive list of supported cameras. For the supported features per camera please consult the camera firmware release notes.

3.1.1 Thermal cameras

- *Saros - DH-390 2MP - New*
- *F-Series ID - New*
- *FB-Series O – New QVGA and VGA models added*
- *FB-Series ID – New QVGA and VGA models added*
- *FC-Series ID **
- *FC-Series O*
- *PT-Series HD & PT-602CZ HD*
- *CP-5302 - New*
- *PT, D, F, FC-S, FC-R, A310PT cameras - supports discovery & IP setup with latest released FW. ***

* FLIR FC-Series ID is supported for FW upgrade from version V2.0.3 P06 and above, for older versions use the FC-Series ID Legacy Upgrade Tool which can be found [here](#).

** DNA Factory defaults (either full or partial) should not be used for these cameras *as it may damage them*.

3.1.2 Enterprise cameras

3.1.2.1 Quasar Gen III cameras

- CP-6302
- CM-6308-P1-I
- CF-6308

3.1.2.2 Ariel Gen III cameras

- *CB-3304*
- *CM-3304*
- *CB-3308*
- *CM-3308*

3.1.2.3 ioi HD cameras

- *CB-5222*
- *CF-5222*
- *CF-5212*

3.1.2.4 ioi encoders

- *ioi-TRK-101*
- *ioi-TRK-101-P*

3.1.2.5 ioi SD cameras

- *ioi sc1dn-S camera*

3.1.2.6 Quasar Gen II cameras

- *CB-6204-11-I*
- *CM-6204-11-I*
- *CM-6204-11-I-RO*
- *CB-6208-11-I*
- *CM-6208-11-I*
- *CM-6212*
- *CM-6206*

3.1.2.7 Ariel Gen II cameras

- *CB-3102*
- *CM-3102*
- *CC-3103-01-I*

3.1.2.8 Quasar Gen I cameras

- *CM-3211*

- *CM-4221*
- *CM-4251*
- *CM-4321*
- *CP-3211*
- *CP-4221*
- *CF-3211*
- *CF-4221*
- *CF-4251*

3.1.2.9 Ariel Gen I cameras and encoders *

- *EN-204*
- *EN-216*
- *CM-3011*
- *CB-3011*

**Ariel gen i require separate WinPcap installation for details see section 2.3.2 above*

Note: If a camera is set to DHCP Out of the box and there is no DHCP server, the camera will not be discovered. In such case the user should set his PC to the same NW as the camera DHCP default IP to see the camera.

4. Supported Operating Systems

The DNA can run on a Windows machine which sports one of the below Operating Systems:

- *Windows 7 Professional SP1 - 64 bit*
- *Windows 8.1 Pro - 64 bit*
- *Windows 10 Pro - 64 bit*
- *Server 2008 R2 SP1 - 64 bit*
- *Server 2012 R2 - 64 bit*
- *Server 2016 - 64 bit Standard Edition*

5. Fixed Issues

Bug ID	Description
DNA-36	FB Series – DNA uptime does not match the camera uptime
DNA-37	FB Series – DNA shows error message event though change video format succeeded
DNA-10	CF-6308 – Default username should be admin
DNA-17	Ariel gen iii – Firmware upgrade fails
DNA-14	FB Series O – No temperature in properties tab

6. Known Issues and Limitations

Bug ID	Description
DNA-58	In some cases, Ariel Gen ii and iii become "Not authenticated" after upgrade until DNA is restarted.
DNA-62	PT-HD - after the DNA sends a message "Upgrade completed". You must wait another 5 minutes to fully finish the upgrade
DNA-73	Gen X – Unable to set hostname from DNA
DNA-77	Support to 5th imager - cannot upgrade 5th Imager firmware from DNA
DNA-32	Assign IP – sometimes assign an IP address already in use
DNA-12	PT-HD – sometimes DHCP is not updated until a refresh
DNA-91	HTML export page does not include temperature column
DNA-92	There is no WinPcap installation needed for Ariel gen i
DNA-93	TW Hub - Firmware upgrade file filter is set to Quasar and HD series not to TW
DNA-100	TW Hub – add device manually - Update credentials button is disabled
DNA-99	TW Hub – Add device manually - FW button is disabled
DNA-97	TW Hub – Add device manually with default credentials results in access denied
DNA-84	CP- 5302-31-I - IP setup – DHCP - shows rebooting even though IP address has been assigned
DNA-85	EN-204 - DHCP to DHCP ends in error
DNA-80	CC-3103-01-I – DNA shows "Format not updated" even though format has been changed
DNA-98	CC-3103-01-I - after assign IP unit is not authenticated
DNA-81	CM-3304-21-I – IP setup – DHCP - shows rebooting even though IP address has been assigned

7. Disclaimer

- By providing this document, FLIR Systems, Inc. is not making any representations regarding the correctness or completeness of its contents and reserves the right to alter this document at any time without notice.
- © FLIR Systems, Inc. 2018. All rights reserved.